



Republic of the Philippines
Department of Education
REGION IX, ZAMBOANGA PENINSULA
SCHOOLS DIVISION OF DAPITAN CITY

Office of the Schools Division Superintendent

December 6, 2024

Division Memorandum
No. 642 s. 2024

ADMINISTRATION OF THE PISA-SCIENCE PROGRAM POST-TEST

To: Assistant Schools Division Superintendent
Chief Supervisor SGOD & CID
Education Program Supervisor
Public Schools District Supervisor
Principal Incharge of the District
Elementary and Secondary School Heads
All Others Concerned

1. Attached is unnumbered DepEd Memorandum from Atty. Fatima Lipp D. Panontongan, Undersecretary and Chief of Staff dated December 6, 2024, Re: Administration of the PISA-Science Program Post-test from December 6 to 19, 2024.
2. Participating schools should ensure that all 15-year-old learners from Grade 7 and higher ones who took the pretest will take the posttest. Those who have not taken the pretest can take the post-test.
3. Access the Posttest questionnaire from Google Drive through this link: <https://bit.ly/PISA2025Resources>
4. Submit the posttest result (hard copy) to the Schools Division Office for consolidation on or before December 23, 2024. Access the Post-Test result template through this link: <https://tinyurl.com/POSTTESTENCLOSURES>
5. Upload soft copy in excel format of the post-test result to this link: <https://tinyurl.com/DapPISAPosttest> as soon as you finish.
6. For any concerns or inquiries, please contact the Chief of the Curriculum Implementation Division Dr. Vicente Jose V. Suarez, II or Bobbie E. Gurabot, EPS/Division PISA Coordinator @ mobile number 09499907636 or through his messenger BobGartbou.
7. Immediate dissemination of this Memorandum is hereby directed.


FELIX ROMY A. TRIAMBULO, CESO V
Schools Division Superintendent



CID/BEG/ PISAPOSTTEST
DM 642 / DEC 6, 2024



Sunset Boulevard, Dawo, 7101 Dapitan City

(065) 917-5113

dapitancity@deped.gov.ph

www.depeddapitancity.net

fb.com/DepEdDapitanCity






Republic of the Philippines
Department of Education

DepEd MEMORANDUM
No. s. 2024

FOR : REGIONAL DIRECTORS
SCHOOLS DIVISION SUPERINTENDENTS
REGIONAL INFORMATION TECHNOLOGY OFFICERS
ALL OTHERS CONCERNED

FROM : 
ATTY. FATIMA LIPP D. PANONTONGAN
Undersecretary and Chief-of-Staff

SUBJECT : ADMINISTRATION OF THE PISA-SCIENCE PROGRAM POST-TEST

DATE : December 6, 2024

As part of the implementation of the 2025 Programme for International Student Assessment (PISA) Readiness Plan, the Department of Education, through the participating schools, will be administering the post-test to 15-year-old learners from Grade 7 and higher from **December 6 to 19, 2024**.

In this regard, this Office issues the Guidelines for Administering the Science Program Post-Test. Please refer to Annex A for the guidelines in administering the post-test using the pen-and-paper modality and Annex B using the LMS. The cluster of Schools Division Offices is attached as Annex C.

For any concerns or inquiries regarding the post-test, please contact the Office of the Assistant for Curriculum and Teaching (OASCT) via email at oasct.eaae@deped.gov.ph via landline through (+63 2) 8631-8495.

Widest dissemination of this memorandum to all participating schools is advised.

Copy furnished:

REVSEE A. ESCOBEDO
Undersecretary for Operations

ANNEX A

ADMINISTERING THE POST-TEST USING PEN-AND-PAPER MODALITY

1. Access the Post-Test questionnaire from Google Drive through this link:
<https://bit.ly/PISA2025Resources>
2. Print the test questionnaire.
3. Administer the Post-Test to the identified 15-year-old learners in the school.
4. The Post-Test has a duration of 30 minutes.
5. The teacher/proctor may request the learners to exchange papers and check their answers. Discussion of the answers may be conducted in a separate session.
6. The teacher/proctor will gather the test questionnaire and input the scores using the template provided in the following link:
<https://tinyurl.com/POSTTESTENCLOSURES>
7. The Post-Test results will be submitted to the Schools Division Offices (SDOs) and the Regional Offices (ROs).
8. The ROs will submit the consolidated reports to the Office of the Undersecretary for Curriculum and Teaching (OASCT) through oasct.eaae@deped.gov.ph.

NOTE: Schools administering the Post-Test using the pen-and-paper modality may use the downloaded Program Support Funds (PSF) for printing of the questionnaire.

ANNEX B

ADMINISTERING THE PRE-TEST USING THE LEARNING MANAGEMENT SYSTEM (LMS)

FOR THE LEARNERS:

1. **Access the DepEd LMS**
 - o Open your web browser and go to the DepEd Learning Management System (LMS) website (URL will be provided by your Division or School).
2. **Log In to Your Account**
 - o Log in using your DepEd Microsoft Account.

Access to the platform

Username

 Username


Password

 Password

Log in

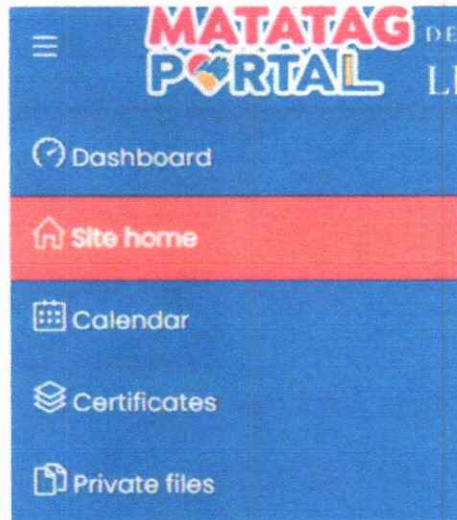
Log in using your account on:

 Sign In using DepEd Google Account

 Sign In using DepEd Microsoft Account

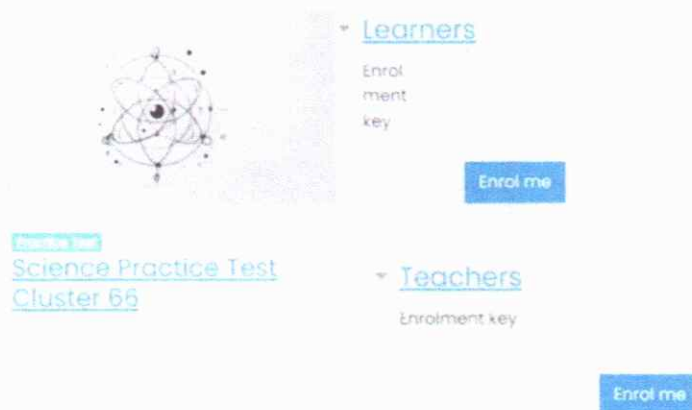
[Forgotten your username or password?](#)

3. **Find the Right Course**
 - o Navigate to the **Site Home**.



- Locate the **Practice Test** category (this is the first category).
- 4. **Select Your Cluster**
 - Refer to **Annex C** to find out which cluster your School Division Office (SDO) belongs to.
 - Click on the course linked to your SDO cluster.
- 5. **Enroll in the Course**
 - When prompted for the **enrollment key**, enter the following:
 - **PT_Learners** (this is the key for learners to access the course).

Enrolment options



- Click **Enroll Me**.
- 6. **Start the Assessment**
 - Once enrolled, locate the assessment or test under the course content.
 - Click on the assessment link to start the test.

Science Practice Test

[CLICK HERE TO TAKE THE PRACTICE TEST](#)

- Follow the instructions provided in the test and submit your answers once completed.
7. **Check for Completion**
- After submitting the assessment, log out from the system.

FOR TEACHERS (TO CHECK THE LEARNER'S SCORES):

1. **Access the DepEd LMS**
 - Open your web browser and go to the DepEd Learning Management System (LMS) website.
2. **Log In to Your Account**
 - Login using DepEd Microsoft Account or DepEd Google Account.
3. **Find the Right Course**
 - Navigate to the **Practice Test** category.
4. **Select the Cluster**
 - Based on the learner's Division, select the appropriate cluster from the list of courses provided.
5. **Enroll in the Course**
 - When prompted for the **enrollment key**, enter the following:
 - **PT_Teachers** (this is the key for teachers to access and review learner progress).
 - Click **Enroll Me**.
6. **Access Learner Grades**
 - After enrolling, go to the gradebook or progress tracking section of the course.
 - Here, you can check the grades or scores of learners who have completed the assessment.