



Republic of the Philippines
Department of Education
REGION IX, ZAMBOANGA PENINSULA
SCHOOLS DIVISION OF DAPITAN CITY

DIVISION MEMORANDUM

No. 239 s. 2022


TO : Chief CID & SGOD
Education Program Supervisor
Public School District Supervisor
School Health Personnel
Public Elementary School Heads
All Others Concerned
This Division

FROM : FELIX ROMY A. TRIAMBULO, CESO V
Schools Division Superintendent

SUBJECT : SUBMISSION OF REPORTS ON THE IMPLEMENTATION OF THE SCHOOL
BASED FEEDING PROGRAM FOR SCHOOL YEAR 2021-2022

DATE : JUNE 20, 2022

1. Pursuant to DepEd Order No. 39 s. 2017 Entitled "Operational Guidelines on the Implementation of the School- based Feeding Program for School year 2017-2022" repeatedly the Department of Education is closely monitoring the implementation of SBFP.
2. To ensure compliance with the SBFP policy, all School Heads and SBFP implementers are advised to submit the following reports.
 - a. OK sa DepEd - SBFP Program Terminal Report Form (SBFP- Form A).
 - b. SBFP Form 3 (Record of Daily Feeding)
3. Enclosed is the template to be accomplished.
4. Submission of reports shall be submitted to SGOD (School Health Section), of this Division on or before June 27, 2022.
5. Immediate dissemination of this memorandum is desired.





SGOD - SHN - 008 - S - 2022



Sunset Boulevard, Dawo, Dapitan City
(065) 917-5113
www.depeddapitan.net

dapitancity@deped.gov.ph
fb.com/DepEdDapitanCity



	Quality Form	Document Code:
	OK sa DepEd - School-Based Feeding Program (SBFP) Program Terminal Report Form (SBFP PTR - Form A)	 vision: Effectivity date: 01-01-2021 BLSS-School Health Division

Region/Division:	Period Covered:
School Name & ID:	
School Address:	
School Telephone Number:	Mobile Number:
Fax Number:	Email Address:
Total Enrolment:	Total No. of T & NTP:

A. ACCOMPLISHMENTS

1. SBFP Coverage: Primary Beneficiaries for Nutritious Food Products

Grade Level	All Kinder	Severely Wasted	Wasted	TOTAL
Kinder				
Grade 1				
Grade 2				
Grade 3				
Grade 4				
Grade 5				
Grade 6				
SPED				
Multigrade				
TOTAL	0	0	0	0

2. SBFP Coverage: Secondary Beneficiaries for Nutritious Food Products

Grade Level	Stunted	Pupils-at-RISK-of-Dropping-Out (PARDOs)	Indigenous Peoples	Indigent Learners	Last Mile Schools (with less than 100)	TOTAL
Kinder						
Grade 1						
Grade 2						
Grade 3						
Grade 4						
Grade 5						
Grade 6						
SPED						
Multigrade						
TOTAL						

3. SBFP Coverage: Primary Beneficiaries for Milk

Grade Level	All Kinder	Severely Wasted	Wasted	TOTAL
Kinder	0	0	0	0
Grade 1		0	0	0
Grade 2		0	0	0
Grade 3		0	0	0
Grade 4		0	0	0
Grade 5		0	0	0
Grade 6		0	0	0
SPED		0	0	0
Multigrade		0	0	0
TOTAL	32	0	0	0

4. SBFP Coverage: Secondary Beneficiaries for Milk

Grade Level	Stunted	Pupils-at-RISK-of-Dropping-Out (PARDOs)	Indigenous Peoples	Indigent Learners	Last Mile Schools (with less than 100)	TOTAL
Kinder						
Grade 1						
Grade 2						
Grade 3						
Grade 4						
Grade 5						
Grade 6						
SPED						
Multigrade						
TOTAL						

5. Type of Food Commodities Distributed to Learners (Check applicable items)

a. Nutritious Food Products	No. of Feeding Days
Enutribun	
Milky Bun	
Fortified/Enriched Bread	
Fruits / Fruit Products	
Rootcrops	
Vegetables	
Nutripacks	
Cereals/Grains	

b. Milk	No. of Feeding Days
Fresh Milk	
Sterilized Milk	
Commercial Milk	
Provided by Partner	

6. SBFP Funds (for those with downloaded funds)

Tranches	Amount Received from SDO	Funds Utilized	Percent Utilization (col 3/2*100%)
N/A			
Total:			

B. DONATIONS/ RESOURCES GENERATED

(Add Additional Sheets, if needed)

Partner & Type of Donations/Services Provided	Quantity (if applicable)	Estimated Cost (if applicable)
Provision of vegetables to the Indigent parents	20	200
Giving of seedling to the parents	18	630
Continuity of Gulayan Sa Paaralan Program		

C. SIGNIFICANT EVENTS OF SBFP, AND OTHER HEALTH AND NUTRITION PROGRAMS/ EXPERIENCES/ GOOD PRACTICES

(Add Additional Sheets, if needed)

What happened?	Who were involved?	When	Outcome: What is/are its important contribution to the School-Based Feeding Program of the school?
Helped in distributed the Nutribuns, Nurtip Carabao Milk	BHW, Barangay Officials		Improved the children's health and nutrition values and behavior.
Planted vegetables in School			Reducing micronutrient deficiency and anemia and increasing cognitive and academic performance and contributing to gender equity to education.

D. LESSONS LEARNED

G. SUGGESTIONS TO STRENGTHEN SBFP *(Include support needed from Central, Region, and Division Office that can increase the impact of OK sa DepEd Program in the schools)*

E. PROPOSED PLAN OF ACTION AND RECOMMENDATIONS

F. PHOTOS (Before, During and After)

Prepared by:

Noted:

SBFP Coordinator

School Head

Date:

SCHOOL-BASED FEEDING PROGRAM
RECORD OF DAILY FEEDING

FOR THE MONTH OF _____, SY _____



Region _____
Division _____
District _____

School: _____
Grade: _____ Section _____
School ID Number: _____

NAME OF PUPIL	ACTUAL FEEDING																				
	1	2	3	4	5	6	7	8	9	10	11	12	13	14	15	16	17	18	19	20	
1																					
2																					
3																					
4																					
5																					
6																					
7																					
8																					
9																					
10																					
11																					
12																					
13																					
14																					
15																					
16																					
17																					
18																					
19																					
20																					
21																					
22																					
23																					
24																					
25																					
TOTAL:																					

Prepared by: _____

Feeding Teacher / School Nurse	B. Deworming	D. Actual Feeding
Approved by:	(x) - not dewormed (✓) - dewormed	(H) - Present, served with Hot meals (M) - Present, served with Milk (HM) - Present, served with Hot meals & Milk (A) - Absent, not served (H ² /M ²)/(H/M ²) - Present, served twice
School Head		

Note: This form shall be prepared by the school to be consolidated using the Revised OKD Form A.



SCHOOL-BASED FEEDING PROGRAM

FOR THE MONTH OF _____, SY _____

Region _____
 Division _____
 District _____

School: _____
 Grade: _____ Section _____
 School ID Number: _____

NAME OF PUPIL	ACTUAL FEEDING																																												
	21	22	23	24	25	26	27	28	29	30	31	32	33	34	35	36	37	38	39	40	41	42	43	44	45	46	47	48	49	50	51	52	53	54	55	56	57	58	59	60					
1																																													
2																																													
3																																													
4																																													
5																																													
6																																													
7																																													
8																																													
9																																													
10																																													
11																																													
12																																													
13																																													
14																																													
15																																													
16																																													
17																																													
18																																													
19																																													
20																																													
21																																													
22																																													
23																																													
24																																													
25																																													
TOTAL:																																													

D. Actual Feeding
 (H) - Present, served with Hot meals
 (M) - Present, served with Milk
 (HM) - Present, served with Hot meals & Milk
 (A) - Absent, not served
 (H²M²/(HM)²) - Present, served twice